

EMBARGO 00:01 GMT Tuesday 11 March 2008

Declining Support for Tough Measures against Iran's Nuclear Program: Global Poll

Support for tough measures against Iran's nuclear programme has fallen in 13 out of 21 countries according to a new BBC World Service Poll.

Compared to results from a June 2006 BBC World Service Poll, support for economic sanctions or military strikes has declined significantly, including in countries that were previously among the highest supporters of tough action.

Support for these measures has dropped 10 points in Australia (52 per cent to 42 per cent), nine points in Britain (43 per cent to 34 per cent), nine points in Germany (46 per cent to 37 per cent), seven points in Canada (52 per cent to 45 per cent), six points in the United States (66 per cent to 60 per cent) and 30 points in Mexico (46 per cent to 16 per cent).

Only three countries show an increase in support for economic sanctions or military strikes: an increase of nine points among Israelis (62 per cent to 71 per cent), six points among South Koreans (47 per cent to 53 per cent), and 12 points among Turkish respondents (21 per cent to 33 per cent).

Most interviews were conducted following the release of the US National Intelligence Estimate that concluded Iran had stopped pursuing nuclear weapons in 2003.

Across all 31 countries surveyed in the latest poll (the 21 tracking countries plus an additional 10 countries polled for the first time), most respondents oppose the use of economic sanctions or military strikes.

Respondents were presented four options that the UN Security Council could use to address the fact that Iran continues to produce nuclear fuel in defiance of the UN Security Council resolution. The options of economic sanctions or military strikes were rejected in 27 out of 31 countries. Instead, the most preferred approaches are to either use only diplomatic efforts or not pressure Iran at all.

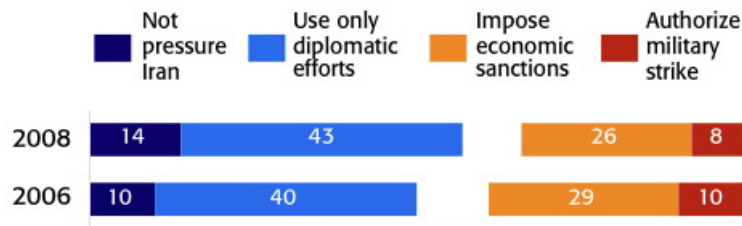
On average 57 per cent favour diplomacy (43 per cent) or no pressure on Iran (14 per cent). Just one-in-three favour economic sanctions (26 per cent) or military strikes (8 per cent).

The poll also found that there are conditions under which many people would be willing to accept Iran having a limited capacity to produce nuclear fuel. The question asked: "If Iran were to allow UN inspectors permanent and full access throughout Iran, to make sure it is not developing nuclear weapons, do you think Iran should or should not be allowed to produce nuclear fuel for producing electricity?"

In 17 of the 31 countries more people favour than oppose the idea, while in 10 countries more are opposed and four countries are divided. Support is fairly strong in some of the countries in the forefront of the drive to stop Iran's nuclear program, including the US (55 per cent), Britain (71 per cent) and France (56 per cent). On average 47 per cent are in favour while 36 per cent are opposed.

Possible Actions UN Security Council Should Take If Iran Continues to Produce Nuclear Fuel

Average of 21 Countries



The white space in this chart represents "DK/NA."

Base: Representative sample of 22,500 (in 2006) and 21,000 (in 2008) adults in 21 countries

The results are drawn from a survey of 32,039 adult citizens across 31 countries conducted for the BBC World Service by the international polling firm GlobeScan together with the Program on International Policy Attitudes (PIPA) at the University of Maryland. GlobeScan coordinated fieldwork between October 31, 2007 and January 25, 2008.

Steven Kull, Director of PIPA comments, "It appears that people in many countries are interested in ramping down the confrontation with Iran, while still using UN inspectors to ensure that Iran is not developing nuclear weapons."

Participating Countries



*Costa Rica, El Salvador, Guatemala, Honduras, Nicaragua, and Panama

Note: In Chile, China, Egypt, Indonesia, the Philippines, Portugal, Turkey, and the countries of Central America urban samples were used. Please see page 10 for details.

Detailed Findings

In three countries a majority today favours economic sanctions or military strikes to deal with Iran. These include Israel (sanctions 37 per cent, strikes 34 per cent), the United States (sanctions 45 per cent, strikes 15 per cent) and South Korea (sanctions 48 per cent, strikes 5 per cent). Canadians are divided between a strong approach (sanctions 35 per cent, strikes 10 per cent) and softer approaches (diplomacy 42 per cent, no pressure 6 per cent). In all other countries, the weight of opinion is towards the less aggressive measures of using only diplomatic efforts or not pressuring Iran at all.

Support for allowing Iran to produce nuclear fuel for electricity, alongside a full programme of UN inspections, is found not only in the US (55 per cent), Britain (71 per cent), and France (56 per cent), but also among Egyptians (86 per cent), Mexicans (79 per cent), Australians (64 per cent), Portuguese (59 per cent), Canadians (58 per cent), Italians (58 per cent), Kenyans (56 per cent), Indonesians (56 per cent) and Chinese (51 per cent). More modest support is found in Spain (49 per cent), Ghana (45 per cent), Nigeria (46 per cent), and Russia (33 per cent).

Majorities oppose the idea in Israel (62 per cent), Philippines (60 per cent), Turkey (54 per cent), Japan (54 per cent) and South Korea (51 per cent). Half of Germans are opposed as are 38 per cent of Central Americans.

Indians, Argentinians and Chileans are divided, with large numbers not providing an answer.

In total 32,039 citizens in Argentina, Australia, Canada, Chile, China, Costa Rica, Egypt, El Salvador, France, Ghana, Germany, Great Britain, Guatemala, Honduras, India, Indonesia, Israel, Italy, Japan, Kenya, Mexico, Nicaragua, Nigeria, Panama, the Philippines, Portugal, Russia, South Korea, Spain, Turkey, and the United States were interviewed face-to-face or by telephone between October 31, 2007 and January 25, 2008. Polling was conducted for the BBC World Service by the international polling firm GlobeScan and its research partners in each country. In 13 of the 31 countries, the sample was limited to major urban areas. The margin of error per country ranges from +/-2.4 to 4.4 per cent.

For more details, please see the Methodology section or visit www.globescan.com or www.worldpublicopinion.org.

For media interviews with the participating pollsters, please contact:

Doug Miller, President
GlobeScan Incorporated, London
+44 20 7253 1425
(Mobile: +44 78 999 77 000)
Doug.Miller@GlobeScan.com

Steven Kull, Director
Program on International Policy Attitudes, Washington
+1 202 232 7500
(Mobile: +1 301 254 7500)
Skull@pipa.org

GlobeScan Incorporated is a global public opinion and stakeholder research consultancy with offices in Toronto, London, and Washington. GlobeScan conducts custom research and annual tracking studies on global issues. With a research network spanning 50+ countries,

GlobeScan works with global companies, multilateral agencies, national governments, and non-government organizations to deliver research-based insights for successful strategies.

The Program on International Policy Attitudes (PIPA) is a joint program of the Center on Policy Attitudes and the Center for International and Security Studies at the University of Maryland. PIPA undertakes research on attitudes in publics around the world on a variety of international issues and publishes the website/webzine WorldPublicOpinion.org.

The BBC exists to enrich people's lives with great programmes and services on television, radio and online that inform, educate and entertain. Its vision is to be the most creative, trusted organization in the world. BBC reporters and correspondents at home and abroad can be called on for expert coverage across a huge range of subject areas. With over sixty foreign bureaux, the BBC has the largest newsgathering operation in the world. BBC World Service provides international news, analysis and information in English and 32 other languages.

Questionnaire

M6t. The United Nations Security Council has asked Iran to not produce nuclear fuel. If Iran continues to produce nuclear fuel, which one of the following do you think the United Nations Security Council should do?

- 01 Not pressure Iran
- 02 Use only diplomatic efforts
- 03 Impose economic sanctions on Iran
- 04 Authorize a military strike against Iran's nuclear facilities

VOLUNTEERED (DO NOT READ)

99 DK/NA

M7. If Iran were to allow UN inspectors permanent and full access throughout Iran, to make sure it is not developing nuclear weapons, do you think Iran should or should not be allowed to produce nuclear fuel for producing electricity?

- 01 Should be allowed
- 02 Should not be allowed

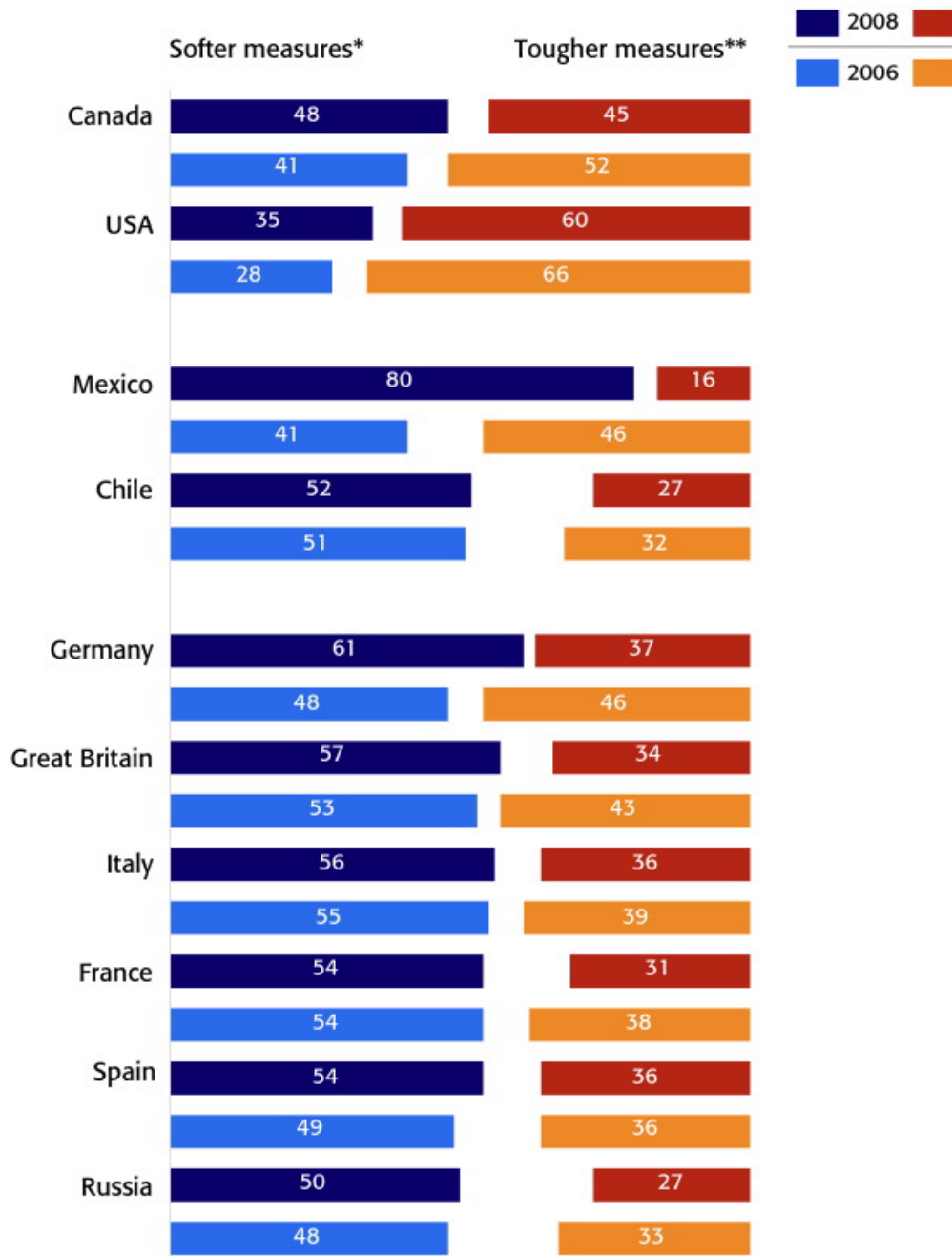
VOLUNTEERED (DO NOT READ)

03 Depends
99 DK/NA

Country-by-Country Results

Possible Actions UN Security Council Should Take If Iran Continues to Produce Nuclear Fuel

By Country, 2006–2008, Part 1



The white space in this chart represents "DK/NA."

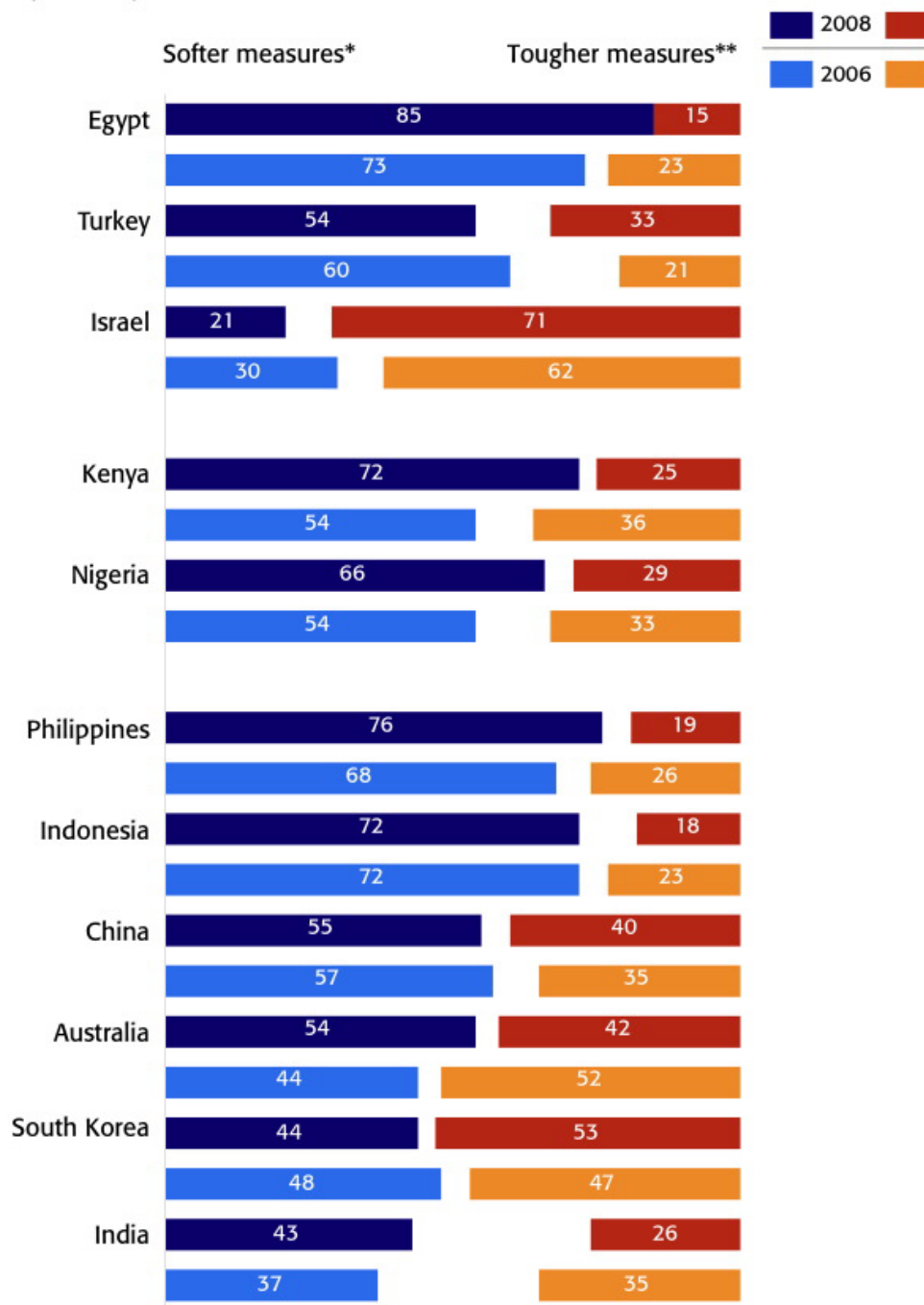
Base: Representative sample of 22,500 (in 2006) and 21,000 (in 2008) adults in 21 countries

*Softer measures include not pressuring Iran and using diplomatic efforts only.

**Tougher measures include imposing economic sanctions and authorizing a military strike.

Possible Actions UN Security Council Should Take If Iran Continues to Produce Nuclear Fuel

By Country, 2006–2008, Part 2



The white space in this chart represents "DK/NA."

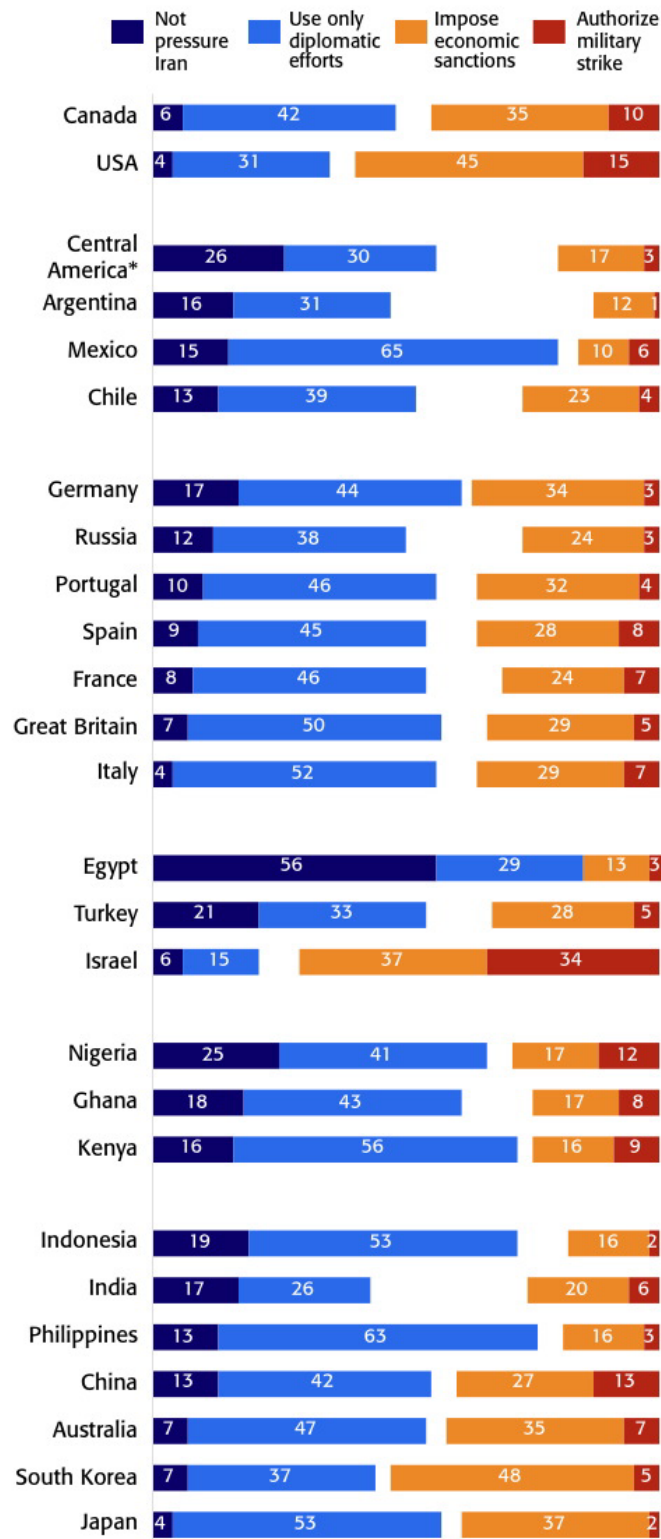
Base: Representative sample of 22,500 (in 2006) and 21,000 (in 2008) adults in 21 countries

*Softer measures include not pressuring Iran and using diplomatic efforts only.

**Tougher measures include imposing economic sanctions and authorizing a military strike.

Possible Actions UN Security Council Should Take If Iran Continues to Produce Nuclear Fuel

By Country, December 2007



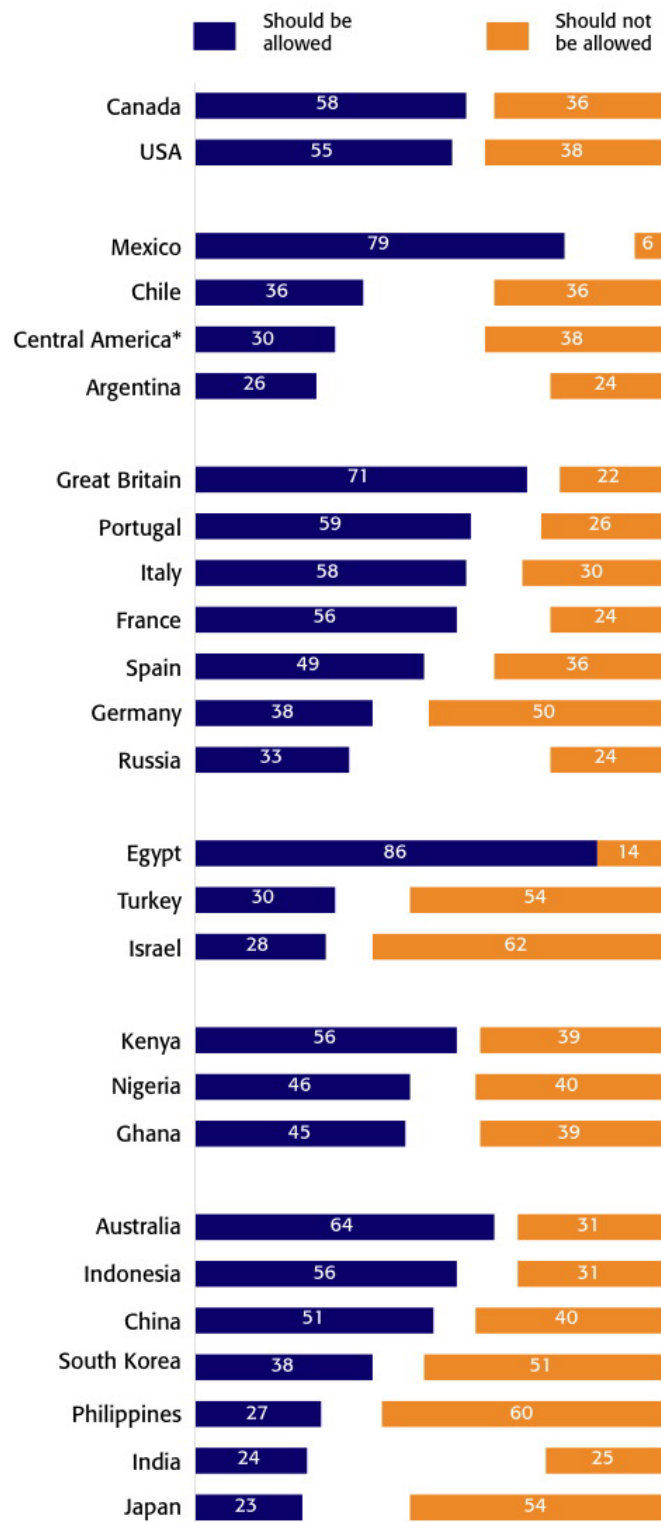
The white space in this chart represents "DK/NA."

Base: Representative sample of 32,000 adults in 31 countries

*Costa Rica, El Salvador, Guatemala, Honduras, Nicaragua, Panama

Allow Iran to Produce Nuclear Fuel for Electricity If UN Inspectors Given Access

By Country, December 2007



The white space in this chart represents "depends" and "DK/NA."

Base: Representative sample of 32,000 adults in 31 countries

*Costa Rica, El Salvador, Guatemala, Honduras, Nicaragua, Panama

Methodology

Country	Sample size (unweighted)	Field dates	Sample frame	Survey methodology	Type of sample
Argentina	1,010	Nov 22 – Dec 04, 2007	18+	Face-to-face	National
Australia	1,000	Nov 28 – Dec 27, 2007	18+	Telephone	National
Canada	1,000	Nov 23 – Dec 22, 2007	18+	Telephone	National
Chile	1,000	Oct 31 – Nov 18, 2007	18+	Face-to-face	Urban ¹
China	1,000	Dec 06 – Dec 25, 2007	18+	Telephone	Urban ²
Costa Rica	1,017	Dec 01 – Dec 13, 2007	18+	Face-to-face	Urban ³
Egypt	1,001	Nov 25 – Dec 07, 2007	18+	Face-to-face	Urban ⁴
El Salvador	1,013	Dec 01 – Dec 04, 2007	18+	Face-to-face	Urban ⁵
France	1,009	Dec 11 – Dec 19, 2007	15+	Telephone	National
Germany	1,007	Dec 12 – Dec 23, 2007	16-70	Telephone	National
Ghana	1,000	Dec 15 – Dec 26, 2007	18+	Face-to-face	National
Great Britain	1,000	Dec 04 – Jan 17, 2008	18+	Telephone	National
Guatemala	1,020	Dec 01 – Dec 12, 2007	18+	Face-to-face	Urban ⁶
Honduras	1,004	Dec 01 – Dec 11, 2007	18+	Face-to-face	Urban ⁷
India	1,103	Jan 18 – Jan 25, 2008	18+	Face-to-face	Majority urban ⁸
Indonesia	1,000	Dec 03 – Dec 20, 2007	17+	Face-to-face	Urban ⁹
Israel	511	Dec 10 – Dec 30, 2007	18+	Telephone	National
Italy	1,012	Dec 03 – Dec 06, 2007	18+	Telephone	National
Japan	1,773	Dec 08 – Dec 09, 2007	20+	Face-to-face	National
Kenya	1,000	Dec 13 – Dec 20, 2007	18-70	Face-to-face	National
Mexico	1,000	Nov 05 – Dec 30, 2007	18+	Face-to-face	National
Nicaragua	1,004	Dec 01 – Dec 10, 2007	18+	Face-to-face	Urban ¹⁰
Nigeria	1,000	Dec 01 – Dec 18, 2007	18+	Face-to-face	National
Panama	1,003	Dec 14 – Dec 17, 2007	18+	Face-to-face	Urban ¹¹
Philippines	1,000	Nov 28 – Dec 13, 2007	18+	Face-to-face	Urban ¹²
Portugal	1,003	Dec 04 – Jan 07, 2008	17+	Telephone	Urban ¹³
Russia	1,005	Nov 22 – Dec 07, 2007	18+	Face-to-face	National
South Korea	1,031	Dec 06 – Dec 20, 2007	18+	Face-to-face	National
Spain	1,002	Nov 30 – Dec 10, 2007	18+	Telephone	National
Turkey	1,000	Dec 10 – Dec 31, 2007	15+	Face-to-face	Urban ¹⁴
USA	1,000	Dec 04 – Jan 11, 2008	18+	Telephone	National

¹In Chile the survey was conducted in Antofagasta, Arica, Calama, Chiguayante, Chillán, Concepción, Copiapó, Coquimbo, Coronel, Curicó, Gran Santiago (includes San Bernardo and Puente Alto), Iquique, La Serena, Linares, Los Angeles, Lota, Osorno, Ovalle, Puerto Montt, Quillota, Quilpué, Rancagua, San Antonio, Talca, Talcahuano, Temuco, Valdivia, Valparaíso, Villa Alemana, and Viña,

representing 74% of the total national adult population.

²In China the survey was conducted in Beijing, Beiliu, Chengdu, Dujiangyan, Feiyang, Fuyang, Guangzhou, Hangzhou, Manzhouli, Quanzhou, Quijing, Shanghai, Shenyang, Shuangcheng, Wuhan, Xi'an, Xining, and Zhengzhou, representing 43% of the total national adult population.

³In Costa Rica the survey was conducted in $n=36$ cities/towns, representing 20% of the total national adult population.

⁴In Egypt the survey was conducted in urban areas of Cairo, Giza, Shobra Al Khema, and Alexandria representing 21% of the total national adult population.

⁵In El Salvador the survey was conducted in $n=26$ cities/towns, representing 30% of the total national adult population.

⁶In Guatemala the survey was conducted in $n=13$ cities/towns, representing 21% of the total national adult population.

⁷In Honduras the survey was conducted in $n=15$ cities/towns, representing 33% of the total adult population.

⁸In India, the survey was conducted in large metro centres (40% of interviews), cities (17%) and villages (43%) across 17 of the largest states comprising 91% of the national population. India's population is approximately 30 percent urban.

⁹In Indonesia the survey was conducted in Bandung, Jakarta, Medan, Semarang, and Surabaya, representing 5% of the total national adult population.

¹⁰In Nicaragua the survey was conducted in $n=12$ cities/towns, representing 28% of the total national adult population.

¹¹In Panama the survey was conducted in $n=52$ cities/towns, representing 41% of total urban adult population.

¹²In the Philippines the survey was conducted in the National Capital Region representing 12% of the total national adult population.

¹³In Portugal the survey was conducted in Almada, Amadora, Beja, Braga, Castelo Branco, Évora, Faro, Guarda, Leiria, Lisboa, Loures, Oeiras, Porto, Santarém, Setúbal, Vila Nova Famalicã, Vila Nova Gaia, and Viseu, representing 20% of the total national adult population.

¹⁴In Turkey the survey was conducted in Adana, Ankara, Antalya, Bursa, Diyarbakir, Erzurum, Istanbul, Izmir, Konya, Samsun, and Zonguldak, representing 30% of the total national adult population.

Research Partners

Country	Research Institute	Location	Contact
Argentina	TNS Gallup Argentina	Buenos Aires	Constanza Cilley constanza.cilley@tns-gallup.com.ar +54 11 5218 2000
Australia	GlobeScan	Toronto	Susan Hlady susan.hlady@globescan.com +1 416 969 3082
Canada	GlobeScan	Toronto	Susan Hlady susan.hlady@globescan.com +1 416 969 3082
Chile	MORI Chile	Santiago	Marta Lagos mlagos@rdc.cl +56 23344544
Costa Rica	Dichter & Neira Costa Rica	San Jose	Rebeca Hernandez rhernandez@dichter-neira.com +506 225 9591
Egypt	Attitude Market Research	Cairo	Mohamed Al Gendy mgendy@attitude-eg.com +202 22711262
El Salvador	Dichter & Neira El Salvador	San Salvador	Karen Torres ktorres@dichter-neira.com +503 2298 4800
France	Efficienc 3	Paris and Reims	Christian de Thieulloy christian.t@efficienc3.com +33 3 2679 7589
Germany	Ri*QUESTA GmbH	Teningen	Bernhard Rieder riquesta.rieder@t-online.de +49 (0)7641 934336
Ghana	Business Interactive Consulting Limited	Accra	Razaaque Animashaun info@bigghana.com +233 21 783 140
Great Britain	GlobeScan	Toronto	Susan Hlady susan.hlady@globescan.com +1 416 969 3082
Guatemala	Dichter & Neira Guatemala	Guatemala City	Oscar Penagos openagos@dichter-neira.com

			+502 2385 3905
Honduras	Dichter & Neira Honduras	San Pedro Sula	Leo Neira Guerrini leoneira@dichter-neira.com +504 516 1165
India	Team CVoter	Noida	Yashwant Deshmukh yashwant@teamcvoter.com +91 120 4247135
Indonesia	Deka Marketing Research	Jakarta	Irma Malibari Putranto irma.putranto@deka-research.co.id +62 21 723 6901
Israel	B.I. Cohen Institute for Public Opinion Research, Tel- Aviv University	Tel-Aviv	Anat Oren anatoren@post.tau.ac.il +03 6406766 / 03 6408963
Italy	GfK Eurisko s.r.l.	Milan and Rome	Paolo Anselmi paolo.anselmi@eurisko.it +39 02 4380 9 1
Japan	The Yomiuri Shimbun	Tokyo	Junichi Yamamoto mamo2091@yomiuri.com +81 3-3217-1963
Kenya	Research Path Associates Limited	Nairobi	Jeremy Mwololo jeremy.mwololo@rpa.co.ke +254 020 2734770
Mexico	Mund Américas	Mexico City	Daniel M. Lund dlund@mundgroup.com +5255 5584 3020
Nicaragua	Dichter & Neira	Panama City	José Delvalle idelvalle@dichter-neira.com +503 2298 4800
Nigeria	Market Trends Research International, Nigeria	Lagos	J.O. Ebhomenye Mtrinigeria@research-intng.com +234 1 774 0386 / 234 1 775 0753
Panama	Dichter & Neira Panama	Panama City	Leopoldo Neira M. Ineira@dichter-neira.com +507 236 4000
Philippines	M&S-Sigma Dos Philippines, Inc.	Makati City	Teodora M. Marasigan tmmarasigan@ms-sigmados.com

			+632 8172780 / +63917 5108602
Portugal	Sperantia	Queijas	Sandrine Lage slage@sperantia.pt +351 214 177 418
Russia	CESSI Institute for Comparative Social Research	Moscow	Vladimir Andreenkov vladimir.andreenkov@cessi.ru +7 495 629 1506
South Korea	East Asia Institute	Seoul	Jeong Han-wool hwjeong@eai.or.kr +82 2 2277 1683
Spain	Sigma Dos Internacional	Madrid	Gines Garrido mrots@sigmados.com +34 91 360 0474
Turkey	Yontem Research & Consultancy	Istanbul	Bülent Gündogmu info@yontemresearch.com +90 212 278 12 19
USA	GlobeScan	Toronto	Susan Hlady susan.hlady@globescan.com +1 416 969 3082